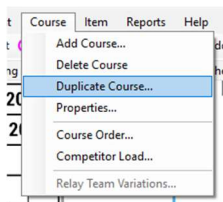
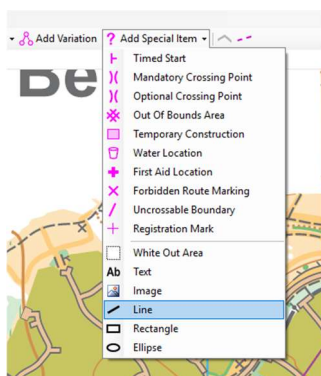


Estimating Optimum Route Distance on Purple Pen

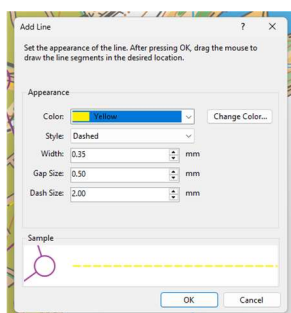
1. Duplicate the course



2. Select the 'Line' special item from the menu



3. Give it a distinct appearance



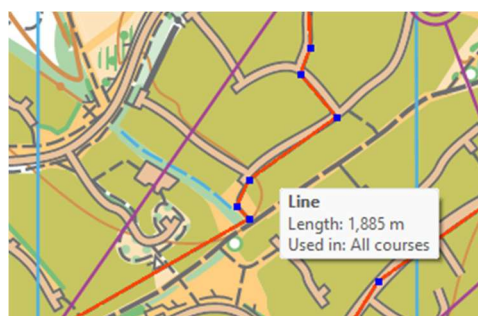
4. Click on Start.
5. Drag the mouse to draw the line.
6. At bends lift the mouse button momentarily without removing your finger.



7. Continue dragging until you get to the Finish, Double Click and release button.



8. Click on the line and hover. The distance is then displayed.



9. Save and limit item's display to the specific course.

